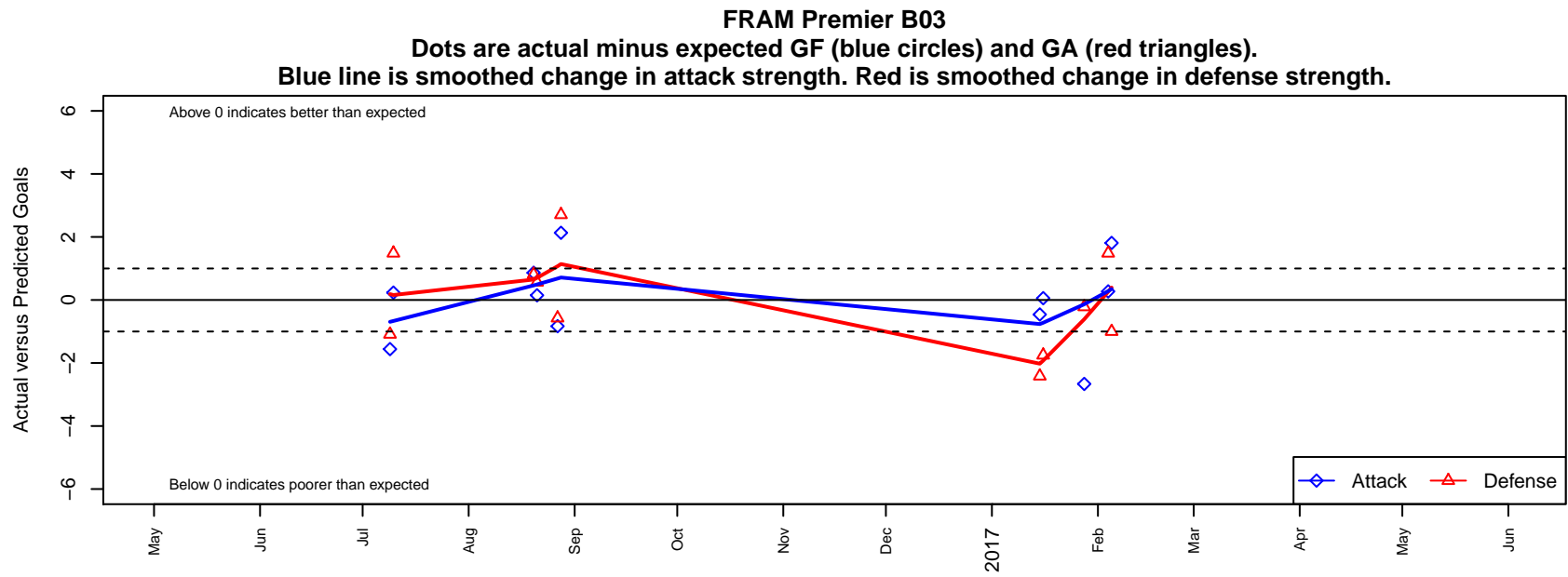


# FRAM Premier B03

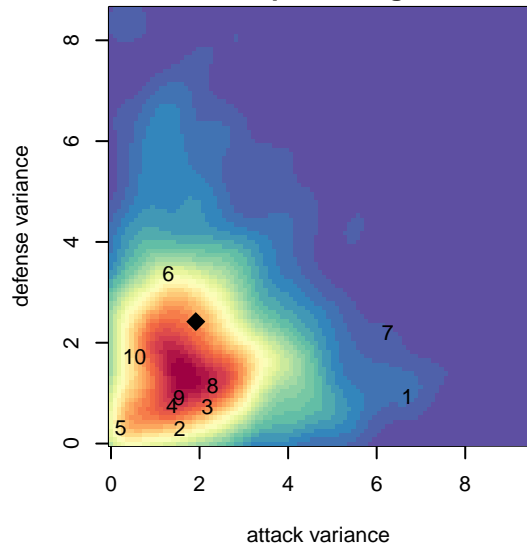
FRAM Sportsklubben  
Palos Verdes, CAS  
B03 total strength=1660  
attack=41.06 defense=9.43  
notes= Britton 2016

alt names used:  
FRAM B03-Britton

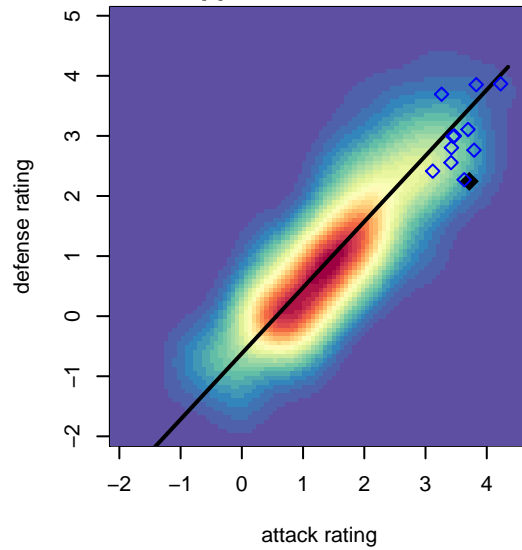
Venues played:  
2016 FWRL CAS B03



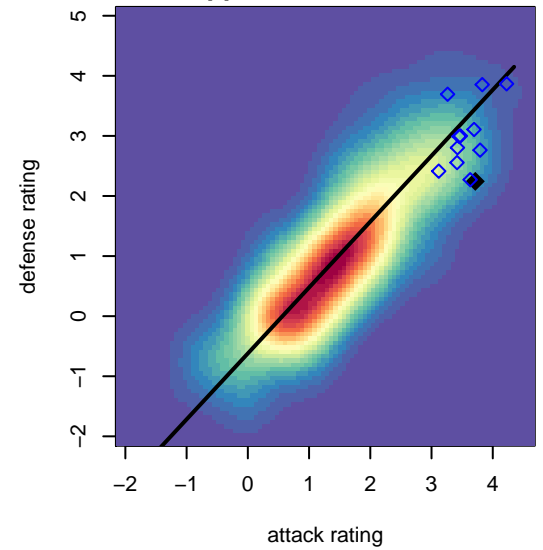
**attack and defense variance (black dot)  
relative to other teams  
and top 10 in region**



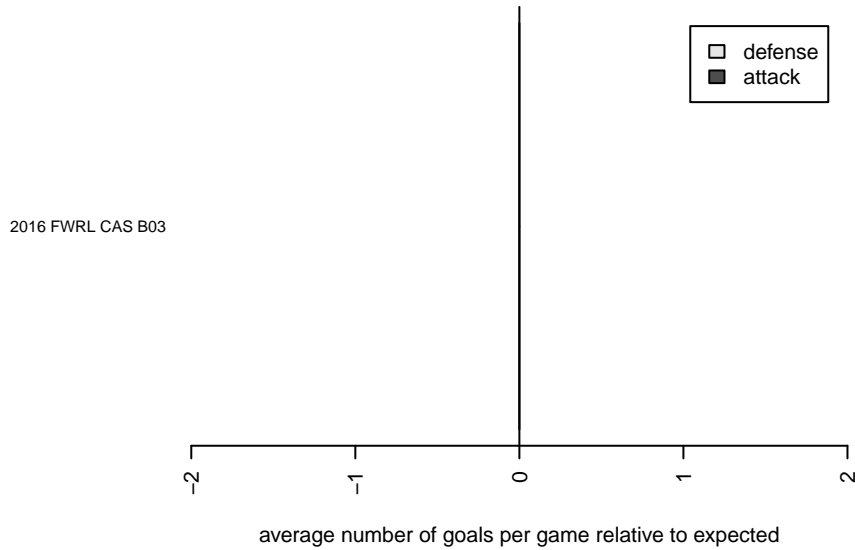
**attack and defense rating  
relative to others at age  
and all opponents in last 13 months**



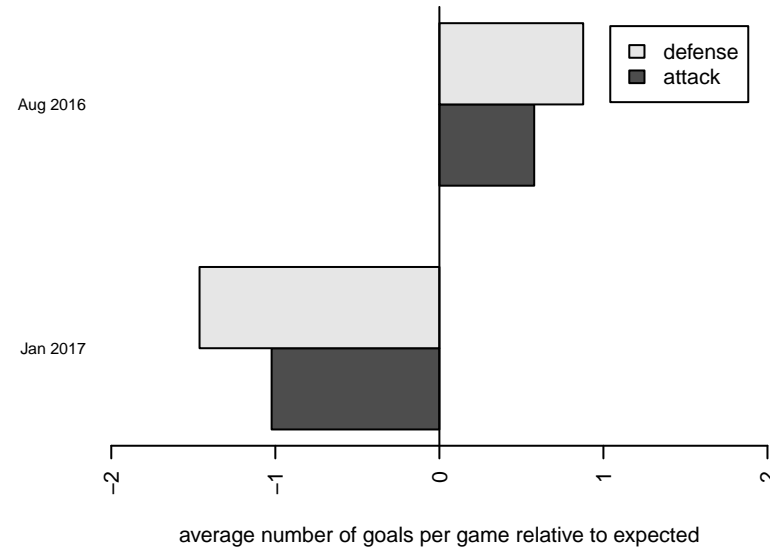
**attack and defense rating  
relative to others at age  
and all opponents in last 13 months**



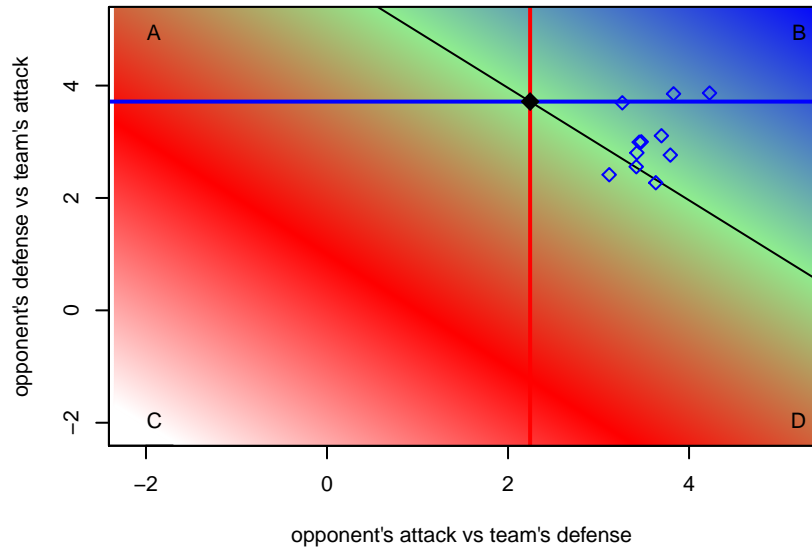
**Performance relative to 13 month average**



**Performance relative to 13 month average**



Distribution of opponents  
 Red = Lose zone, Blue = Win zone, Green = Even  
 Black line separates win/lose zones



lot. A=Neither has attack advantage, B=Opponent has both attack and defense advantage, C=Opponent has both attack and defense disadvantage, D=Both have

<b>date</b>	<b>home</b>		<b>away</b>		<b>venue</b>	<b>pred.home</b>	<b>pred.away</b>
2017-02-05	San Diego SC Academy Navy B03	4	FRAM Premier B03	4	2016 FWRL CAS B03	3.00	2.19
2017-02-04	West Coast FC B03	2	FRAM Premier B03	2	2016 FWRL CAS B03	3.48	1.73
2017-01-28	LA Galaxy South Bay Elite B03	2	FRAM Premier B03	2	2016 FWRL CAS B03	1.78	4.66
2017-01-16	LA Galaxy San Diego Elite B03	4	FRAM Premier B03	1	2016 FWRL CAS B03	2.25	0.94
2017-01-15	Strikers FC South Coast B03	6	FRAM Premier B03	4	2016 FWRL CAS B03	3.58	4.46
2016-08-28	FRAM Premier B03	3	CDA Slammers Black B03	5	2016 FWRL CAS B03	0.87	7.71
2016-08-27	FRAM Premier B03	1	Los Angeles United FA Academy Reserve B03	4	2016 FWRL CAS B03	1.83	3.43
2016-08-21	FRAM Premier B03	3	CDA Slammers Esparza B03	2	2016 FWRL CAS B03	2.85	2.56
2016-08-20	FRAM Premier B03	4	Xplosion SC B03	3	2016 FWRL CAS B03	3.14	3.81
2016-07-10	FRAM Premier B03	1	Oxnard United SC B03	3	2016 FWRL CAS B03	0.77	4.49
2016-07-09	FRAM Premier B03	0	TFA California B03	5	2016 FWRL CAS B03	1.56	3.91